

MG Stainless Limited

Telephone: 0330 311 0070
email: mail@mgstainless.co.uk

Price List

September 2023

Terms and conditions

All prices are in pounds sterling and subject to VAT.
All goods supplied, remain the property of MG Stainless Limited, until paid in full.
Prices or specifications may change without notice. Errors and omissions excepted.

Carriage

A minimum carriage charge of £15 will be levied against all orders under £300, delivered in mainland UK.
Remote areas will incur a minimum carriage charge of £50 on all orders.
Timed next day delivery available at extra cost.

Contents

General Information	Page 2
Urinals	3
Urinal Options	4
Basins	5
Vanity Tops and Units / Inset Bowls	6
Inset Sink Bowls / WC Pans	7
Bucket Sinks / Utility Sinks / Janitorial Units / Shower Trays	8
Washtroughs	9
Drinking Fountains	10
Hospital Equipment (Scrub-up Troughs and Sinks)	11
Hospital Equipment (Slop Hoppers)	12
Mini Sinks	13
Standard Sinks	14
Tables / Worktops	15
Wall Shelves / Cupboards	16

Material Specification

All our standard products are manufactured from grade 304 or grade 430 stainless steel to European Standard EN 10088-2, which is suitable for general use in toilets, washrooms and kitchens, within a normal working environment.

If equipment is to be regularly used for any other purpose, or under abnormal atmospheric conditions, eg. swimming pool, marine, laboratory use etc. grade 316 stainless steel may be more suitable, as it offers greater resistance to corrosive attack from chlorinated water in high ambient humidity, salt and other chemicals.

All grades of stainless steel are affected by a few specific chemicals and acids, so please contact the sales office for advice, if you are unsure of its suitability.

Installation Advice

Stainless steel fixings should always be used, especially under wet or humid conditions.

If strong acid solutions used for cleaning tiles or masonry, come into contact with stainless steel, rinse off thoroughly with clean water and wipe dry. Hydrochloric or sulphuric acid will attack stainless steel.

Plain carbon steel nails, screws, paint tins, grinding swarf, wire wool etc., left on stainless steel will rust and discolour the surface, giving the impression that the stainless steel is rusting.

Upon completion of installation, remove any debris and clean thoroughly, as recommended in Care and Maintenance.

Automatic Cistern Advice

When installing an automatic cistern, you must ensure that the fixing height is between 1800 and 2000mm to the underside of the cistern, ensuring that the downpipe goes no further than 20mm into the siphon tail.

If the downpipe has been pushed too far into the siphon, it will result in the cistern continuously flushing or dribbling. To remedy this problem, you must either raise the cistern or shorten the downpipe.

An airlock in the siphon can cause the same problem. A quick fill by fully opening the petcock, usually works.

Care and Maintenance

Stainless steel should be cleaned with soap or mild detergent and water, using a sponge or cloth, then rinsed with clean water and wiped dry.

If stubborn marks or deposits are allowed to form, use a cream cleaner that is suitable for stainless steel and, if necessary, a nylon pad or brush.

Regular manual cleaning, once a week, should avoid any problems.

Warning

If the correct grade of stainless steel is used for its intended purpose, within the correct environment and cleaned correctly, it will not rust or stain and will maintain its original appearance for many years.

If it is not cleaned regularly, dirt and other deposits can build up and discolour the surface of stainless steel and will often resemble rust. However, stubborn marks and deposits can be removed. See Care and Maintenance.

Only use cleaning solutions clearly recommended for use with stainless steel. If in doubt, do not use.

If any liquid containing bleach (sodium hypochlorite) is used on, or accidentally splashed on, stainless steel, a chemical reaction can occur. If it is not rinsed off with clean water and wiped dry, within a few minutes, this reaction causes pitting corrosion of the surface and subsequently rust, which is irreparable.

Supplied with top inlet spargepipe, **W1101** 38mm white plastic domed waste outlet (in a left, right or central position), **C060*** white plastic cistern, **D0200** downpipe set and **C2522** coupler.



Wall Mounted Trough

U0112	0 - 1200 long	£611
U0115	1201 - 1500 long	£623
U0118	1501 - 1800 long	£661
U0121	1801 - 2100 long	£833
U0124	2101 - 2400 long	£931
U0127	2401 - 2700 long	£997
U0130	2701 - 3000 long	£1069



Floor Recessed Slab

U0312	0 - 1200 long	£793
U0315	1201 - 1500 long	£855
U0318	1501 - 1800 long	£911
U0321	1801 - 2100 long	£1127
U0324	2101 - 2400 long	£1189
U0327	2401 - 2700 long	£1241
U0330	2701 - 3000 long	£1297



Floor Standing Slab

U0412	0 - 1200 long	£865
U0415	1201 - 1500 long	£949
U0418	1501 - 1800 long	£1029
U0421	1801 - 2100 long	£1197
U0424	2101 - 2400 long	£1291
U0427	2401 - 2700 long	£1349
U0430	2701 - 3000 long	£1413



Floor Standing Trough

U0512	0 - 1200 long	£865
U0515	1201 - 1500 long	£949
U0518	1501 - 1800 long	£1029
U0521	1801 - 2100 long	£1197
U0524	2101 - 2400 long	£1291
U0527	2401 - 2700 long	£1349
U0530	2701 - 3000 long	£1413

Bowl Urinal

Supplied with top inlet spreader, **W1101** 32mm white plastic domed waste outlet, **C060*** white plastic cistern, pipework set and fittings.



U0601	Range of 1	£353
U0602	Range of 2	£628
U0603	Range of 3	£879
U0604	Range of 4	£1160

Options

T0000	Trap shroud	£78
D0796	Downpipe shroud	£48
M0799	Modesty division (for bowl urinals)	£154
J0795	Joint cover trim	£48
C0797	Corner piece (for wall urinals)	£88
C0796	Corner capping (for floor urinals)	£48



White plastic domed waste

W1101	32 dia.	£4
	38 dia.	£4



Grey plastic domed waste

W1102	50 dia.	£26
--------------	---------	------------



Stainless steel domed brass waste

W1103	32 dia.	£17
	38 dia.	£17



CP brass compression coupler

C2615	15 dia.	£6
C2622	22 dia.	£6



CP brass compression elbow

E2515	15 dia.	£6
E2522	22 dia.	£6



Stainless steel downpipe set

D0200	With clip & capnut	£40
--------------	--------------------	------------



White plastic automatic cistern

C0601	4.5 litre	£105
C0602	9 litre	£115
C0603	13.5 litre	£141



Stainless steel automatic cistern

C0701	4.5 litre	£262
C0702	9 litre	£264
C0703	13.5 litre	£266



White vitreous china automatic cistern

C0801	4.5 litre	£187
C0802	9 litre	£259
C0803	13.5 litre	£316



Stainless steel bowl urinal pipework set

S1021	Range of 1	£38
S1022	2	£93
S1023	3	£134
S1024	4	£179

Supplied with 32mm wastes



Standard
B1201 490x370 2 taphole **£172**



Small
B1202 400x350 2 taphole **£140**



Mini
B1203 300x265 2 taphole **£94**

Options

L1799 Pair of leg supports **£60**
U1398 Undershield to floor **£308**
U1399 Undershield (400 deep) **£136**



Corner
B1204 375x375 2 taphole **£208**



Oval Inset
B1205 529x454 single monobloc taphole **£158**



Circular Inset
B1206 425 dia. 2 taphole **£130**



Small Knee-operated
B1208 440x335x540 **£362**



Mini Knee-operated
B1209 350x330x500 **£304**



Electronic Non-touch
B1210 400x335x560 **£595**



V1291T	1 bowl 600x500	£415
V1292T	2 bowl 1200x500	£732
V1293T	3 bowl 1800x500	£1019
V1294T	4 bowl 2400x500	£1360



V1291	1 bowl 600x500x900	£655
V1292	2 bowl 1200x500x900	£1010
V1293	3 bowl 1800x500x900	£1341
V1294	4 bowl 2400x500x900	£1724

Options

L1799	Pair of leg supports	£60
--------------	----------------------	------------



CP plastic waste & plug		
W1130	32 dia.	£6



CP plastic waste, plug & overflow		
W1132	32 dia.	£6

Inset Bowls



Vanity

V1023	200 dia.	£55
V1029	260 dia.	£60
V1033	300 dia.	£74
V1039	360 dia.	£104
V1041	380 dia.	£112
V1046	420 dia.	£129



Circular

B1229	260 dia.	£76
B1233	300 dia.	£86
B1239	360 dia.	£124
B1241	380 dia.	£126
B1246	420 dia.	£140

Options



CP plastic waste & plug		
W1130	32 dia.	£6
	38 dia.	£6



Oval Vanity

V1051	510x390	£155
--------------	---------	-------------



Square

B1222	330x330x200	£116
--------------	-------------	-------------



Rectangular

B1224	330x230x180	£89
--------------	-------------	------------



CP plastic waste, plug & overflow		
W1132	32 dia.	£6
	38 dia.	£6



B403420	400x340x200	£83
B403425	400x340x250	£97
B403430	400x340x300	£174
B404020	400x400x200	£94
B404025	400x400x250	£105
B404030	400x400x300	£114
B454520	450x450x200	£112
B454525	450x450x250	£127
B454530	450x450x300	£139
B504020	500x400x200	£109
B504025	500x400x250	£124
B504030	500x400x300	£135
B604525	600x450x250	£150
B604530	600x450x300	£168

Options



CP plastic waste, plug & overflow
W1132 38 dia. **£6**



CP plastic waste & plug
W1130 38 dia. **£6**



Standpipe strainer waste
W1140 38 dia. 200 long **£60**
W1141 38 dia. 250 long **£61**
W1142 38 dia. 300 long **£63**

WC Pans

Supplied with 38mm flushpipe connection and 100mm soil outlet.



Shrouded P trap
W1003 360x510x410 **£760**



Shrouded S trap
W1004 360x750x410 **£1812**



Rear-panelled suite
W1010 650x770x1040 **£2333**



Squatting (100mm spigot)
W1011 595x625 **£322**

Options



Black plastic seat and cover
W1099 With stainless steel top-fix hinges **£80**



Black polypropylene seat pads
S1188 Per pair **£80**

Bucket Sinks

Supplied with brackets, legs, loose splashback, hinged bucket grating and 32/38mm waste, plug & overflow.



Standard

B1801

490x370x600

£350



Large

B1802

535x525x600

£620

Utility Sinks

Supplied with **W1130** 38mm waste and plug.



Standard

U5701

600x650x850

£446



Large

U5702

1000x900x850

£638

Janitorial Units

Supplied with legs, bucket grating, 32/38mm wastes and monobloc sink mixer.



J0000

500x600x900

£886



J0001

550x700x900

£807

Shower Trays

Supplied with **W1122** 38mm plastic grated waste.



Floor recessed

S2201

700x700

£343

S2202

900x900

£389



Floor standing

S2301

700x700x200

£567

S2302

900x900x200

£621

Supplied with brackets and **W1122** 38mm plastic grated waste (in a left, right or central position).



Contract

W1306	0 - 600 long	£254
W1312	601 - 1200 long	£354
W1315	1201 - 1500 long	£380
W1318	1501 - 1800 long	£428
W1321	1801 - 2100 long	£464
W1324	2101 - 2400 long	£526
W1327	2401 - 2700 long	£550
W1330	2701 - 3000 long	£612



Taplanding

W1406	0 - 600 long	£254
W1412	601 - 1200 long	£354
W1415	1201 - 1500 long	£380
W1418	1501 - 1800 long	£428
W1421	1801 - 2100 long	£464
W1424	2101 - 2400 long	£526
W1427	2401 - 2700 long	£550
W1430	2701 - 3000 long	£612



Splashback

W1506	0 - 600 long	£314
W1512	601 - 1200 long	£396
W1515	1201 - 1500 long	£438
W1518	1501 - 1800 long	£498
W1521	1801 - 2100 long	£522
W1524	2101 - 2400 long	£564
W1527	2401 - 2700 long	£608
W1530	2701 - 3000 long	£648



Island

W1612	0 - 1200 long	£958
W1615	1201 - 1500 long	£1112
W1618	1501 - 1800 long	£1314
W1621	1801 - 2100 long	£1416
W1624	2101 - 2400 long	£1572
W1627	2401 - 2700 long	£1724
W1630	2701 - 3000 long	£1876

Options

300 high loose splashback

S1706	0 - 600 long	£21
S1712	601 - 1200 long	£38
S1715	1201 - 1500 long	£50
S1718	1501 - 1800 long	£58
S1721	1801 - 2100 long	£66
S1724	2101 - 2400 long	£74
S1727	2401 - 2700 long	£86
S1730	2701 - 3000 long	£94

L1799	Pair of leg supports	£60
L1799F	Leg support frame for K9302 knee op valves	£126



Stainless steel flanged plastic grated waste

W1122	38 dia.	£6
--------------	---------	-----------



CP brass swan neck spout		
S9401	89x200 high	£75



CP brass bib spout		
S9402	100	£40



Frame-mounted knee valve		
K9302	Non-concussive	£120

Supplied with 32mm flush grated waste, **D1091** bubbler and/or **D1090** cup-filler.



Standard
D2001

315x275 **£380**



Shrouded
D2002

315x275x400 **£1120**



Floor-standing

D2004J 315x275x780 **£1120**
D2004A 315x275x900 **£1120**



Pedestal

D2005J 300x300x780 **£1230**
D2005A 300x300x900 **£1230**

Options



Bubbler
D1091

£155



Cup Filler
D1090

£170

A cup filler can be supplied in lieu of a bubbler or both can be fitted on request.

Supplied with **W1122** 38mm plastic grated waste (in a left, right or central position in scrub-up troughs).



Taplanding Scrub-up Trough

H3706	0 - 600 long	£447
H3712	601 - 1200 long	£567
H3715	1201 - 1500 long	£621
H3718	1501 - 1800 long	£683
H3721	1801 - 2100 long	£743
H3724	2101 - 2400 long	£803
H3727	2401 - 2700 long	£865
H3730	2701 - 3000 long	£919



Splashback Scrub-up Trough

H3806	0 - 600 long	£507
H3812	601 - 1200 long	£655
H3815	1201 - 1500 long	£729
H3818	1501 - 1800 long	£803
H3821	1801 - 2100 long	£875
H3824	2101 - 2400 long	£949
H3827	2401 - 2700 long	£1023
H3830	2701 - 3000 long	£1099



Standard Scrub-up Trough

H3906	0 - 600 long	£447
H3912	601 - 1200 long	£567
H3915	1201 - 1500 long	£621
H3918	1501 - 1800 long	£683
H3921	1801 - 2100 long	£743
H3924	2101 - 2400 long	£803
H3927	2401 - 2700 long	£865
H3930	2701 - 3000 long	£919



Plaster sink single bowl

H3302	600x600	£998
--------------	---------	-------------



Plaster sink single bowl single drainer

H3301	1200x600	£1142
--------------	----------	--------------



Hospital sink single bowl

H3601	600x600	£476
--------------	---------	-------------



Hospital sink double bowl

H3602	1200x600	£782
--------------	----------	-------------



Hospital sink single bowl single drainer

Options

L1799	Pair of leg supports	£60
--------------	----------------------	------------

H3604	1200x600	£630
--------------	----------	-------------

Supplied with brackets, 38mm grated waste, 38mm flushpipe connection and 110mm spigot.



Combined sink/slop hopper

H3001 1600x600 top inlet **£1414**
H3002 back inlet **£1414**



Combined slop hopper/drainer

H3101 1000x600 top inlet **£1026**
H3102 back inlet **£1026**



Wall mounted slop hopper

H3201 600x600 top inlet **£842**
H3202 back inlet **£842**



Floor standing slop hopper

H3401 600x600x600 top inlet **£1016**
H3402 back inlet **£1016**

Options



Bucket grating

B1001 **£85**



Stainless steel 9 litre cistern

C1195 low level **£320**
C1196 high level **£380**



Stainless steel P trap

T3994 Pushfit 110 **£350**

L1799 Pair of leg supports **£60**

Mini Sink Units

Supplied with 400x340x200mm deep bowls, **W1132** 38mm waste, plug & overflow, stand and adjustable feet (with or without undershelf).



SB single bowl

S5005 500x500x900 **£452**



DB double bowl

S5110 1000x500x900 **£661**



SBSD single bowl single drainer

S5210 1000x500x900 **£486**




SBDD single bowl double drainer

S5312 1200x500x900 **£522**



DBSD double bowl single drainer

S5415 1500x500x900 **£743**



DBDD double bowl double drainer

S5518 1800x500x900 **£796**

Options

C8390 Mitred corner **£59**
U6897 End upstand **£49**

D6898 Additional undershelf
per metre **£113**
C6893 Cut-out **£59**

Mini Sink Tops (sit-on or inset)

Supplied with 400x340x200mm deep bowl, **W1132** 38mm waste, plug & overflow.



SB single bowl

S5005T 500x500 **£369**



DB double bowl

S5110T 1000x500 **£569**



SBSD single bowl single drainer

S5210T 1000x500 **£391**



SBDD single bowl double drainer

S5312T 1200x500 **£419**



DBSD double bowl single drainer

S5415T 1500x500 **£637**



DBDD double bowl double drainer

S5518T 1800x500 **£684**

Supplied with 600x450x300mm deep bowls, **W1142** 38mm standpipe strainer waste, stand and adjustable feet (with or without undershelf).

SB single bowl			
	S6007	700x650x900	£675

DB double bowl			
	S6115	1500x650x900	£1112


SBSD single bowl single drainer			
	S6210	1000x650x900	£745

SBDD single bowl double drainer			
	S6315	1500x650x900	£914

S6212	1200x650x900	£855
S6215	1500x650x900	£914
S6218	1800x650x900	£968

S6318	1800x650x900	£968
--------------	--------------	-------------

DBSD double bowl single drainer			
	S6418	1800x650x900	£1280

DBDD double bowl double drainer			
	S6524	2400x650x900	£1361

S6424	2400x650x900	£1334
--------------	--------------	--------------

S6530	3000x650x900	£1431
S6535	3500x650x900	£1755


Options


S6892	Additional strengthening	£38
D6894	Drawer	£184
D6895	Drawer with lock	£248
C5599	4 standard castors	£95
C5597	4 heavy-duty castors	£157
U6897	End upstand	£49

D6898	Additional undershelf	£113
	per metre	
C6893	Cut-out	£59
C8390	Mitred corner	£59
B7530	760x510x300 bowl	£130
B7538	760x510x380 bowl	£130

Standard SinkTops (sit-on or inset)

Supplied with 600x450x300mm deep bowls, **W1142** 38mm standpipe strainer waste.

SB single bowl			
	S6007T	700x650	£513

DB double bowl			
	S6115T	1500x650	£880

SBSD single bowl single drainer			
	S6210T	1000x650	£567

SBDD single bowl double drainer			
	S6315T	1500x650	£682

S6212T	1200x650	£657
S6215T	1500x650	£682
S6218T	1800x650	£704

S6318T	1800x650	£704
---------------	----------	-------------

DBSD double bowl single drainer			
	S6418T	1800x650	£1013

DBDD double bowl double drainer			
	S6524T	2400x650	£1062

S6424T	2400x650	£1035
---------------	----------	--------------

S6530T	3000x650	£1103
S6535T	3500x650	£1399

Supplied with stand with adjustable feet and undershelf.



Centre

T6606	600x650x900	£317
T6609	900x650x900	£349
T6612	1200x650x900	£382
T6615	1500x650x900	£419
T6618	1800x650x900	£457
T6621	2100x650x900	£509
T6624	2400x650x900	£553
T6627	2700x650x900	£639
T6629	2875x650x900	£695

Wall

T6706	600x650x900	£317
T6709	900x650x900	£349
T6712	1200x650x900	£382
T6715	1500x650x900	£419
T6718	1800x650x900	£457
T6721	2100x650x900	£509
T6724	2400x650x900	£553
T6727	2700x650x900	£639
T6729	2875x650x900	£695

Options

S6892	Additional strengthening	£38
D6894	Drawer	£184
D6895	Drawer with lock	£248
C5599	4 standard castors	£95
C5597	4 heavy-duty castors	£157
D6898	Additional undershelf per metre	£113

C6893	Cut-out	£59
C8390	Mitred corner	£59
U6897	End upstand	£49
W0011	400x400x300 bowl	£378
W0012	500x400x300 bowl	£385
W0013	600x450x300 bowl	£398
W0022	300 diameter bowl	£275

Worktops



Centre

T6606T	600x650	£254
T6609T	900x650	£265
T6612T	1200x650	£302
T6615T	1500x650	£320
T6618T	1800x650	£342
T6621T	2100x650	£362
T6624T	2400x650	£376
T6627T	2700x650	£387
T6629T	2875x650	£470

Wall

T6706T	600x650	£254
T6709T	900x650	£265
T6712T	1200x650	£302
T6715T	1500x650	£320
T6718T	1800x650	£342
T6721T	2100x650	£362
T6724T	2400x650	£376
T6727T	2700x650	£387
T6729T	2875x650	£470

Supplied with brackets.



W7506	600x300	£85
W7509	900x300	£112
W7512	1200x300	£133

W7515	1500x300	£157
W7518	1800x300	£176
W7521	2100x300	£196
W7524	2400x300	£209
W7527	2700x300	£227
W7529	2875x300	£239

Cupboards

Supplied with sliding or hinged doors, adjustable feet and intermediate shelf.



Floor

C7106	600x650x900	£963
C7109	900x650x900	£1008
C7112	1200x650x900	£1037
C7115	1500x650x900	£1238
C7118	1800x650x900	£1436
C7121	2100x650x900	£1616
C7124	2400x650x900	£1859



Wall

C7306	600x300x600	£641
C7309	900x300x600	£707
C7312	1200x300x600	£828
C7315	1500x300x600	£961

Options

L7499	Door lock - per door	£56
S6892	Additional strengthening	£38
D6894	Drawer	£184
D6895	Drawer with lock	£248
C5599	4 standard castors	£95
C5597	4 heavy-duty castors	£157
D6898	Additional shelf - per m	£113

C6893	Cut-out	£59
C8390	Mitred corner	£59
U6897	End upstand	£49
W0011	400x400x300 bowl	£378
W0012	500x400x300 bowl	£385
W0013	600x450x300 bowl	£398
W0022	300 diameter bowl	£275

Non Standard Products

We are able to manufacture special items, where site conditions or specific requirements preclude the use of standard products or sizes. Please supply us with exact details and a drawing to avoid any mistakes.