



WC Pans with 102mm soil connector and 38mm flushpipe connection.

Pedestal		P trap S trap	W1001 W1002	£590 £618	Disabled		P trap S trap	W1006 W1007	£642 £658
Shrouded		P trap S trap	W1003 W1004	£440 £494	Close Coupled		P or S trap	W1008	£860
Wall Mounted		P trap	W1005	£586	Rear Panelled WC Suite		P or S trap	W1010	£1,010
					Squatting		110 spigot outlet	W1011	P.O.A.
Optional Extras									
Seat Pads	black polypropylene	per pair	S1188	£20	Rear Extension Box		for Shrouded pan	R1186	£84
	Black plastic seat and cover		W1099	£24	Disabled Plinth (50 high)		for Pedestal pan	D0100	£57
	Stainless steel WC seat hinges	top fix per pair	S1187	£30	Floor Fixing Flange		for Shrouded pan	F1192	£42
Cisterns.									
	Low level stainless steel c/w flushpipe		C1195	£249	High level concealed plastic c/w lever kit for 114 wall			C1194	£97
	High level stainless steel c/w flushpipe		C1196	£322	Low level concealed plastic c/w push button kit			C1200	£118
	Low level concealed plastic c/w lever kit for 114 wall		C1193	£84	Disabled lever			C1197	£25

WC Cubicles

Frame and Door		W1030	£1,539						
Side/Intermediate Panel		W1031	£802		Rear Cistern Panel and Access		W1032	£857	

Bucket Sinks with waste, bucket grating, splashback, brackets & legs.

Standard		490x370	B1801	£210	Large		535x525	B1802	£564
Optional Extras									
Stainless Steel Bucket		12 litre	B0006	£80	Stainless Steel Bucket Lid		12 litre	B0006L	£20











Utility Sink with 38mm plastic waste, plastic plug and stand.

Standard		600x650	U5701	£557	Large		1000x900	U5702	£633
----------	---	---------	--------------	------	-------	---	----------	--------------	------



Janitorial Unit with wastes, bucket grating, & monobloc mixer

		600x600x900	J0000	£965			550x700x900	J0001	£755
		500x600x900	J0000S	£870					
		500x600x900	J0000HTM	£965					










Washtroughs with 38mm plastic flush grated waste.

	Length	600	900	1200	1500	1800	2100	2400	2700	3000		
Contract		W13	£263	£296	£327	£360	£395	£430	£477	£498	£554	
Taplanding		W14	£274	£309	£335	£369	£405	£441	£500	£522	£582	
Splashback		W15	£363	£402	£435	£472	£513	£550	£582	£615	£655	
Island		W16		£863	£1,002	£1,184	£1,279	£1,419	£1,558	£1,697		
Optional Extras												
Loose Splashback		300 high	S17	£15	£23	£30	£38	£45	£53	£60	£68	£76
Leg Supports		per pair	L1799	£53	Foot-operated valve				F9304	£127		
		Leg Support frame (for K9302 knee-operated valves)	L1799F	£113	Swan-neck Spout				S9401	£30		
		Plastic flush grated waste	38 dia.	W1122	£4	Bib Spout			S9402	£30		
Wall-mounted Knee-operated Valves			K9301	£134	Thermostatic Mixing Valve		22 dia.	T9622	£123			
Frame-mounted Knee-operated Valves			K9302	£88								







Washfountain

Foot-operated		8 person - 1372 dia. 6 person - 972 dia.	W1701 W1702	P.O.A. P.O.A.	Hand-operated		8 person - 1372 dia. 6 person - 972 dia. 8 person - 1372 dia. 6 person - 972 dia.	W1703 W1704 W1705 W1706	P.O.A. P.O.A. P.O.A. P.O.A.
---------------	---	---	------------------------------	------------------	---------------	---	--	--	--------------------------------------





Drinking Fountains with CP Bubbler and 32mm plastic flush grated waste.

Standard		305x350	D2001	£231	Inset		260 dia.	D2003	£176
Square		310x310	D2001	£231	Round Pedestal		260 dia. x 915 high	D2004	£715
Shrouded		305x350x245 deep	D2002	£407	Square Pedestal		310x310x915 high	D2004	£489
Shrouded - to floor		305x350x915 high	D2002F	£748	Wall-recessed		480x660x330 deep	D2005	£660
Optional Extras									
CPB Bottle Trap		35 dia.	B2199	£26	Carafe filler in lieu of Bubbler			Extra	£109
Spares									
Drinking Fountain Bubbler			D1091	£86	Drinking Fountain Bubbler Cartridge			D1092	£34




Washroom Accessories

Non-touch Hand Drier			A8601	£280	Toilet Tissue Dispenser			A8606	£37
Paper Towel Dispenser			A8602	£84	Napkin Disposal Bin			A8616	£64
Liquid Soap Dispenser		wall mtd.	A8603	£60	Soap Shelf			A8607	£19
Liquid Soap Dispenser		basin mtd.	A8611	£60	Waste Bin			A8609	£159
Jumbo Toilet Roll Holder			A8613	£60	Waste Bin with hinged lid			A8610	£226
Double Toilet Roll Holder		wall mtd. recessed	A8615 A8615R	£152 £157	Single Robe Hook			A8617	£13
					Double Robe Hook			A8617D	£15
					Stainless Steel Mirrors		300x450 600x450	M9701 M9702	£33 £66

Grab Rails

Standard		300x35 dia.	G8801	£18	Padded Backrest		400x250x35 dia.	G8808	£54
		450x35 dia.	G8802	£19					
		600x35 dia.	G8803	£21					
		750x35 dia.	G8804	£22	Hingedown		750x35 dia.	G8809	£86
		900x35 dia.	G8805	£24	Hingedown c/w toilet roll holder		750x35 dia.	G8810	£94





Hospital Scrub-up Troughs

		Length	600	900	1200	1500	1800	2100	2400	2700	3000
Taplanding Scrub-up Trough		H37	£443	£503	£551	£605	£650	£707	£765	£822	£875
Splashback Scrub-up Trough		H38	£460	£527	£594	£659	£729	£794	£861	£928	£995
Standard Scrub-up Trough		H39	£405	£460	£514	£565	£619	£674	£729	£783	£834

Optional Extras

Leg Supports	per pair	L1799	£53	Plastic flush grated waste	38 dia.	W1122	£4
--------------	----------	--------------	-----	----------------------------	---------	--------------	----

Slop Hoppers with 110mm spigot outlet and top or back inlet flushpipe connection. See optional extras for bucket gratings.

Combined Sink/Slop Hopper		top inlet	H3001	£1,315	Wall Mounted Slop Hopper		top inlet	H3201	£764
		back inlet	H3002	£1,315			back inlet	H3202	£764
Combined Slop Hopper/Drainer		top inlet	H3101	£930	Floor Standing Slop Hopper		top inlet	H3401	£922
		back inlet	H3102	£930			back inlet	H3402	£922

Optional Extras

Bucket Grating		B1001	£63						
Leg Supports	per pair	L1799	£53	Pushfit P Traps	stainless steel	T3994	£205		
Outlet Grating		G1000	£74		plastic	T3995	£25		

Cisterns.

Low level stainless steel c/w flushpipe		C1195	£249						
High level stainless steel c/w flushpipe		C1196	£322	High level concealed plastic c/w lever kit for 114 wall		C1194	£97		
Low level concealed plastic c/w lever kit for 114 wall		C1193	£84	Low level concealed plastic c/w push button kit		C1200	£118		




Hospital Sinks with 38mm combined plastic waste and overflow assembly.

Double	1200x600	H3602	£643	Single		600x600	H3601	£433
--------	----------	--------------	------	--------	---	---------	--------------	------

Plaster Sink with 38mm standpipe strainer waste and pull-out basket with cover.

Plaster Sink SBSDB	1200x600	H3301	£1,159	Plaster Sink SB		600x600	H3301	£1,102
--------------------	----------	--------------	--------	-----------------	---	---------	--------------	--------

Showers with 38mm plastic flush grated waste.

Floor Recessed Trays		760x760	S2201	£307	Cubicles		single	S2401	£3,228
		900x900	S2202	£349			double	S2402	£5,725
Floor Standing Trays		760x760	S2301	£510	Optional Extra Closed Top		triple	S2403	£7,890
		900x900	S2302	£561			per cubicle	S2599	£174

Vanity Units with 32mm plastic wastes, stand and panelling.

One Bowl	500x500	V1291	£611	Four Bowl	2000x500	V1294	£1,575
Two bowl	1000x500	V1292	£932	Five Bowl	2500x500	V1295	£1,924
Three Bowl	1500x500	V1293	£1,229	Six Bowl	2875x500	V1296	£2,270

Vanity tops only, with 32mm plastic wastes.

One Bowl	500x500	V1291T	£382	Four Bowl	2000x500	V1294T	£1,229
Two Bowl	1000x500	V1292T	£666	Five Bowl	2500x500	V1295T	£1,518
Three Bowl	1500x500	V1293T	£922	Six Bowl	2875x500	V1296T	£1,808

Optional Extras














Leg Supports	per pair	L1799	£53				
--------------	----------	--------------	-----	--	--	--	--

Ice Sinks with 32mm plastic waste and plug.

Two Compartment c/w stand	400x500	I5801	£794	Single Inset c/w lid		350x350	I5901	£542
Three Compartment c/w stand	600x500	I5802	£848	Double Inset c/w 1 no. lid		660x350	I5902	£764
Four Compartment c/w stand	800x500	I5803	£901					

Optional Extras

Speed Rail	600x100	S0106	£116	Condiment Set			C0990	£176
	900x100	S0109	£132	Blender Shelf		600x150	B1560	£132
	1200x100	S0112	£139	Towel Rail		600x22 dia.	T2260	£69

Mini Sink Units with 38mm plastic combined waste & overflow assemblies, stand and undershelf. Maximum bowl size 400x340x200mm deep.											
Single Bowl, No Drainer	500x500	B6505	£456	Double Bowl, Single Drainer	1500x500	B6515	£750				
Single Bowl, Single Drainer	1000x500	B6510	£489	Double Bowl, Double Drainer	1800x500	B6518	£802				
Mini Sink tops only (sit-on or inset), with 38mm plastic combined waste & overflow assemblies. Maximum bowl size 400x340x200mm deep.											
Single Bowl, No Drainer	 500x500	B6505T	£338	Double Bowl, Single Drainer	1500x500	B6515T	£643				
Single Bowl, Single Drainer	1000x500	B6510T	£395	Double Bowl, Double Drainer	1800x500	B6518T	£691				
Standard Sink Units with 38mm standpipe strainer waste, stand and undershelf. Maximum bowl size 610x460x300mm deep.											
Single Bowl, No Drainer	740x650	S6017	£649	Single Bowl, Double Drainer	1800x650	S6318	£930				
Double Bowl, No Drainer	1500x650	S6115	£1,069	Double Bowl, Single Drainer	1800x650	S6418	£1,229				
Single Bowl, Single Drainer	 1000x650	S6210	£714	Double Bowl, Double Drainer	2400x650	S6424	£1,281				
	1200x650	S6212	£821	Double Bowl, Double Drainer	2400x650	S6524	£1,306				
	1500x650	S6215	£878		3000x650	S6530	£1,497				
	1800x650	S6218	£930		3500x650	S6535	£1,768				
Standard Sink tops only (sit-on or inset), with 38mm standpipe strainer waste. Maximum bowl size 610x460x300mm deep.											
Single Bowl, No Drainer	740x650	S6017T	£475	Single Bowl, Double Drainer	1800x650	S6318T	£657				
Double Bowl, No Drainer	1500x650	S6115T	£809	Double Bowl, Single Drainer	1800x650	S6418T	£924				
Single Bowl, Single Drainer	 1000x650	S6210T	£525	Double Bowl, Double Drainer	2400x650	S6424T	£974				
	1200x650	S6212T	£611	Double Bowl, Double Drainer	2400x650	S6524T	£1,000				
	1500x650	S6215T	£632		3000x650	S6530T	£1,142				
	1800x650	S6218T	£657		3500x650	S6535T	£1,392				
Large Sink Units with 38mm standpipe strainer waste, stand and undershelf. Maximum bowl size 760x510x380mm deep.											
Single Bowl, No Drainer	900x700	S7017	£848	Single Bowl, Double Drainer	1800x700	S7318	£1,130				
Double Bowl, No Drainer	1800x700	S7115	£1,250	Double Bowl, Single Drainer	2400x700	S7324	£1,176				
Single Bowl, Single Drainer	 1200x700	S7212	£1,021	Double Bowl, Double Drainer	2400x700	S7424	£1,682				
	1500x700	S7215	£1,077		3000x700	S7530	£1,898				
	1800x700	S7218	£1,130		3500x700	S7535	£2,169				
Large Sink tops only (sit-on or inset), with 38mm standpipe strainer waste. Maximum bowl size 760x510x380mm deep.											
Single Bowl, No Drainer	900x700	S7017T	£647	Single Bowl, Double Drainer	1800x700	S7318T	£859				
Double Bowl, No Drainer	1800x700	S7115T	£979	Double Bowl, Single Drainer	2400x700	S7324T	£869				
Single Bowl, Single Drainer	 1200x700	S7212T	£811	Double Bowl, Double Drainer	2400x700	S7424T	£1,376				
	1500x700	S7215T	£842	Double Bowl, Double Drainer	3000x700	S7530T	£1,546				
	1800x700	S7218T	£859		3500x700	S7535T	£1,791				
Hot Rinse Sink Units with appropriate wastes, lid, stand and undershelf.											
Standard	2400x700	S6624	£3,421	Large	3300x700	S6633	£4,185				
Optional Extras for all Sink Units/Tops											
Cut Out		C6893	£57	End Upstand		U6897	£44				
Spares for all Sink Units/Tops											
Combination Sink Waste	38 dia.	W1131	£5								
Standpipe Strainer Waste 300 high	38 dia.	W1142	£60	Wall brackets (for Sink Tops)	per pair	SSLWB	£40				
Tables with stand & undershelf. Maximum width 700mm. Maximum length 2875mm.											
		Length	600	900	1200	1500	1800	2100	2400	2700	2875
Centre		T66	£305	£334	£365	£403	£439	£489	£531	£613	£735
Wall		T67	£320	£351	£384	£423	£461	£514	£558	£644	£772
Worktop only		T68	£244	£254	£290	£307	£330	£349	£361	£372	£498
Optional Extras											
Additional Strengthening		S6892	£34								
Drawer		D6894	£176	Additional Undershelf	per metre	D6898	£109				
Drawer with Lock		D6895	£237	Cut Out		C6893	£57				
4 Castors (2 braked)	standard duty	C5599	£92	Mitred Corner		C8390	£57				
4 Castors (2 braked)	heavy duty	C5597	£151	End Upstand		U6897	£44				
Wall Shelves with brackets. Maximum length 2875mm.											
		Length	600	900	1200	1500	1800	2100	2400	2700	2875
300 Wide		W75	£82	£109	£128	£151	£170	£189	£200	£216	£229
Microwave Shelf with brackets											
	600x600	M0166	£181	Microwave Brackets	per pair	M0199	£61				
Cupboards											
		Length	600	900	1200	1500	1800	2100	2400		
Floor (maximum width 700)	 ambient	C70	£607	£649	£708	£788	£916	£1,035	£1,201		
	with sliding or hinged doors	C71	£924	£968	£995	£1,189	£1,380	£1,552	£1,785		
Wall (maximum width 300)	 ambient	C72	£389	£410	£498	£571					
	with sliding or hinged doors	C73	£615	£678	£796	£922					
Under-Sink Top (maximum width 700)	ambient	C74	£525	£540	£582	£636	£748	£846	£970		
	with sliding or hinged doors	C75	£842	£859	£869	£1,037	£1,208	£1,365	£1,586		
Optional Extra											
Hinged Door Lock		L7499	£57	4 Castors (2 braked)	standard duty	C5599	£92				
Additional Shelf	per metre	D6898	£109	4 Castors (2 braked)	heavy duty	C5597	£151				
Wall Cladding/Splashback											
Stainless Steel Sheet	430/304 grade	per sq. m	S4488	£95	Stainless Steel Angle	50x50	per metre	S4410	£20		
Taps											
Cross Head BS5412	 1/2" Basin	per pair	T8901	£25	Quarter-turn 75mm Lever	Basin	per pair	T9201	£40		
	1/2" Bib	per pair	T8902	£23	Sink	per pair	T9202	£46			
	1/2" Sink	per pair	T8903	£31	Sink Deck Mixer		T9203	£72			
Cross Head BS1010	 3/4" Sink	per pair	T8905	P.O.A.		Bib	per pair	T9204	£28		
Standard BS5412	 1/2" Basin	per pair	T9011	£22	Quarter-turn 150mm Lever	Basin	per pair	T9211	£66		
	1/2" Sink	per pair	T9012	£27	Sink	per pair	T9212	£72			
	1/2" Sink Deck Mixer	per pair	T9013	£50	Sink Deck Mixer		T9213	£98			
	1/2" Sink Mono. Mixer	per pair	T9014	£56	Bib	per pair	T9214	£54			
Non-concussive	 Basin	per pair	T9101	£82	Wallplate elbow CP compression	15x1/2" FI	E2615	£9			
	Bib	per pair	T9103	P.O.A.	Taphole Stopper	CP on plastic	T9501	£1			
						stainless steel	T9502	£4			