

MG Stainless Limited

Alomgate, Units 1 & 2, Shaw Road, Netherton, DUDLEY, DY2 8TS
 Telephone: 01384 232175 Facsimile: 01384 232177 Mobile: 07970 938010
 Website: www.mgstainless.co.uk email: mail@mgstainless.co.uk

Price List

October 2009





Terms and Conditions

All prices are in pounds sterling and subject to Value Added Tax.
 All goods supplied, remain the property of MG Stainless limited,
 until paid in full.
 Prices or specifications may change without notice. E. & O. E.

Carriage

A minimum carriage charge of £20 will be levied against all orders
 under £300 nett, delivered on mainland U.K.
 Remote areas will incur minimum carriage charge of £25 on all orders.
 Overnight carriage can be arranged at extra cost.

Urinals with exposed end panels, anti-vandal spargepipe, 38mm plastic domed waste, white plastic cistern, downpipe, clips and fixings.

			Length	600	900	1200	1500	1800	2100	2400	2700	3000
Wall Mounted Trough		Top Inlet	U01	£476	£500	£521	£565	£610	£675	£739	£805	£867
		Back Inlet		£493	£517	£533	£611	£647	£731	£795	£921	£983
Floor Recessed Slab		Top Inlet	U03	£668	£679	£698	£760	£811	£977	£1,009	£1,063	£1,111
		Back Inlet		£684	£695	£710	£807	£849	£1,033	£1,065	£1,179	£1,227
Floor Standing Slab		Top Inlet	U04	£689	£702	£725	£809	£881	£999	£1,059	£1,117	£1,175
		Back Inlet		£705	£718	£737	£855	£918	£1,055	£1,115	£1,233	£1,291
Floor Standing Trough		Top Inlet	U05	£689	£702	£725	£809	£881	£999	£1,059	£1,117	£1,175
		Back Inlet		£705	£718	£737	£855	£918	£1,055	£1,115	£1,233	£1,291

Optional Extras

Splashguard (for floor urinals)		U00	£113	£113	£113	£131	£150	£170	£189	£205	£228
Trap Shroud		T0000	£65			Corner Piece (for wall urinal)				C0797	£84
Downpipe Shroud		D0793	£42			Corner Capping (for floor urinals)				C0796	£44
Joint Cover Trim		J0795	£44			Stainless steel Automatic Cistern				C0798	£227

Waste fittings

White Plastic Domed		38 dia.	W1101	£2		Brass with Stainless Steel Dome		38 dia.	W1101BS	£12
White Plastic with Stainless Steel Dome		38 dia.	W1101PS	£9		Chrome Plated Brass Domed		50 dia.	W1102	£42








Bowl Urinals with 38mm plastic domed waste, white plastic cistern and all necessary pipework, clips and fixings.

Range of one		Top Inlet	U0601	£344		Range of four		Top Inlet	U0604	£1,086
		Back Inlet		£344				Back Inlet		£1,086
Range of two		Top Inlet	U0602	£646		Range of five		Top Inlet	U0605	£1,276
		Back Inlet		£646				Back Inlet		£1,276
Range of three		Top Inlet	U0603	£836		Range of six		Top Inlet	U0606	£1,470
		Back Inlet		£836				Back Inlet		£1,470

Optional Extras

Stainless steel Automatic Cistern		C0798	£227		Modesty Division		M0799	£181
-----------------------------------	--	--------------	------	--	------------------	--	--------------	------








Basins with appropriate 32mm plastic waste fittings.

Standard		2 taphole	490x370	B1201	£101	Oval Inset		1 taphole	529x454	B1205	£96
Small		2 taphole	400x350	B1202	£61	Circular Inset		2 taphole	425 dia.	B1206	£55
Mini		2 taphole	300x265	B1203	£54	Wall Recessed			455x30x195 deep	B1207	£440
Corner		2 taphole	375x375	B1204	£99						

Optional Extras

Leg Supports	700 high	per pair	L1298	£27	Undershield		400 deep	U1399	£122
	900 high	per pair	L12988	£32	Undershield		to floor	U1398	£266

Inset Bowls with appropriate 32 or 38mm waste fittings.

Vanity		230 dia.x115 deep	V1023	£40		Circular		290 dia.x170 deep	B1229	£44
		290 dia.x130 deep	V1029	£43				330 dia.x170 deep	B1233	£55
		330 dia.x140 deep	V1033	£62				390 dia.x170 deep	B1239	£58
		390 dia.x150 deep	V1039	£75				460 dia.x170 deep	B1246	£64
		460 dia.x160 deep	V1046	£87						
Oval Vanity		510x390x150 deep	V1051	£92	Square		360x360x200 deep	B1222	£57	
Sink		400x400x250 deep	B4425	P.O.A.	Rectangular		360x260x180 deep	B1224	£51	
		400x400x300 deep	B4430	P.O.A.						
		500x400x250 deep	B5425	P.O.A.	Inset sink		465x435x150 deep	B1299	£92	
		500x400x300 deep	B5430	P.O.A.						
		610x460x300 deep	B6430	P.O.A.			2 taphole	500x510x150 deep	B1300	£104



WC Pans with 102mm soil connector and 38mm flushpipe connection.

Pedestal		P trap S trap	W1001 W1002	£590 £618	Disabled		P trap S trap	W1006 W1007	£642 £658
Shrouded		P trap S trap	W1003 W1004	£440 £494	Close Coupled		P or S trap	W1008	£860
Wall Mounted		P trap	W1005	£586	Rear Panelled WC Suite		P or S trap	W1010	£953
					Squatting		110 spigot outlet	W1011	P.O.A.
Optional Extras									
Seat Pads	black polypropylene	per pair	S1188	£20	Rear Extension Box		for Shrouded pan	R1186	£80
	Black plastic seat and cover		W1099	£24	Disabled Plinth (50 high)		for Pedestal pan	D0100	£54
	Stainless steel WC seat hinges	top fix per pair	S1187	£24	Floor Fixing Flange		for Shrouded pan	F1192	£40
Cisterns.									
	Low level stainless steel c/w flushpipe		C1195	£242	High level concealed plastic c/w lever kit for 114 wall			C1194	£97
	High level stainless steel c/w flushpipe		C1196	£318	Low level concealed plastic c/w push button kit			C1200	£118
	Low level concealed plastic c/w lever kit for 114 wall		C1193	£84	Disabled lever			C1197	£25

WC Cubicles

Frame and Door		W1030	£1,539						
Side/Intermediate Panel		W1031	£802		Rear Cistern Panel and Access		W1032	£857	

Bucket Sinks with waste, bucket grating, splashback, brackets & legs.

Standard		490x370	B1801	£199	Large		535x525	B1802	£564
Optional Extras									
Stainless Steel Bucket		12 litre	B0006	£80	Stainless Steel Bucket Lid		12 litre	B0006L	£20











Utility Sink with 38mm plastic waste, plastic plug and stand.

Standard		600x650	U5701	£557	Large		1000x900	U5702	£633
----------	---	---------	--------------	------	-------	---	----------	--------------	------



Janitorial Unit with wastes, bucket grating, & monobloc mixer

		600x600x900	J0000	£965			500x700x850	J0001	£755
		500x600x900	J0000S	£870					
		500x600x900	J0000HTM	£965					










Washtroughs with 38mm plastic flush grated waste.

	Length	600	900	1200	1500	1800	2100	2400	2700	3000		
Contract		W13	£263	£296	£327	£360	£395	£430	£477	£498	£554	
Taplanding		W14	£274	£309	£334	£369	£404	£440	£488	£509	£567	
Splashback		W15	£363	£402	£435	£472	£513	£550	£582	£615	£655	
Island		W16		£842	£978	£1,156	£1,248	£1,386	£1,521	£1,656		
Optional Extras												
Loose Splashback		300 high	S17	£14	£22	£29	£36	£43	£50	£58	£65	£72
Leg Supports		per pair	L1799	£50	Foot-operated valve					F9304	£96	
		Leg Support frame (for K9302 knee-operated valves)	L1799F	£108	Swan-neck Spout					S9401	£30	
		Plastic flush grated waste	38 dia.	W1122	£4	Bib Spout				S9402	£30	
Wall-mounted Knee-operated Valves			K9301	£134	Thermostatic Mixing Valve		22 dia.	T9622	£84			
Frame-mounted Knee-operated Valves			K9302	£78								





Washfountain

Foot-operated		8 person - 1372 dia. 6 person - 972 dia.	W1701 W1702	P.O.A. P.O.A.	Hand-operated		8 person - 1372 dia. 6 person - 972 dia. 8 person - 1372 dia. 6 person - 972 dia.	W1703 W1704 W1705 W1706	P.O.A. P.O.A. P.O.A. P.O.A.
---------------	---	---	------------------------------	------------------	---------------	---	--	--	--------------------------------------





Drinking Fountains with CP Bubbler and 32mm plastic flush grated waste.

Standard		305x350	D2001	£210	Inset		260 dia.	D2003	£160
Square		310x310	D2001	£210	Round Pedestal		260 dia. x 915 high	D2004	£650
Shrouded		305x350x245 deep	D2002	£370	Square Pedestal		310x310x915 high	D2004	£466
Shrouded - to floor		305x350x915 high	D2002F	£680	Wall-recessed		480x660x330 deep	D2005	£660
Optional Extras									
CPB Bottle Trap		35 dia.	B2199	£12	Carafe filler in lieu of Bubbler			Extra	£85
CPB Tube & Fange		200x35 dia.	B2198	£8					
Spares									
Drinking Fountain Bubbler			D1091	£86	Drinking Fountain Bubbler Cartridge			D1092	£34




Washroom Accessories

Non-touch Hand Drier			A8601	£252	Toilet Tissue Dispenser		A8606	£37
Paper Towel Dispenser			A8602	£84	Napkin Disposal Bin		A8616	£64
Liquid Soap Dispenser		wall mtd.	A8603	£59	Soap Shelf		A8607	£19
Liquid Soap Dispenser		basin mtd.	A8611	£59	Waste Bin		A8609	£159
Jumbo Toilet Roll Holder			A8613	£60	Waste Bin with hinged lid		A8610	£226
Double Toilet Roll Holder		wall mtd. recessed	A8615 A8615R	£152 £157	Single Robe Hook		A8617	£13
					Double Robe Hook		A8617D	£15
					Stainless Steel Mirrors		300x450 M9701	£33
							600x450 M9702	£66

Grab Rails

Standard		300x35 dia.	G8801	£18	Padded Backrest		400x250x35 dia.	G8808	£54
		450x35 dia.	G8802	£19					
		600x35 dia.	G8803	£21					
		750x35 dia.	G8804	£22	Hingedown		750x35 dia.	G8809	£86
		900x35 dia.	G8805	£24	Hingedown c/w toilet roll holder		750x35 dia.	G8810	£94





Hospital Scrub-up Troughs

		Length	600	900	1200	1500	1800	2100	2400	2700	3000
Taplanding Scrub-up Trough		H37	£443	£503	£551	£605	£649	£690	£729	£783	£834
Splashback Scrub-up Trough		H38	£449	£514	£580	£644	£711	£775	£840	£906	£972
Standard Scrub-up Trough		H39	£405	£460	£514	£565	£619	£674	£711	£765	£814

Optional Extras

Leg Supports	per pair	L1799	£50	Plastic flush grated waste	38 dia.	W1122	£4
--------------	----------	--------------	-----	----------------------------	---------	--------------	----

Slop Hoppers with 110mm spigot outlet and top or back inlet flushpipe connection. See optional extras for bucket gratings.

Combined Sink/Slop Hopper		top inlet	H3001	£1,314	Wall Mounted Slop Hopper		top inlet	H3201	£728
		back inlet	H3002	£1,314			back inlet	H3202	£728
Combined Slop Hopper/Drainer		top inlet	H3101	£886	Floor Standing Slop Hopper		top inlet	H3401	£1,010
		back inlet	H3102	£886			back inlet	H3402	£1,010

Optional Extras

Bucket Grating		B1001	£50						
Leg Supports	per pair	L1799	£50	Pushfit P Traps	stainless steel	T3994	£205		
Outlet Grating		G1000	£70		plastic	T3995	£25		

Cisterns.

Low level stainless steel c/w flushpipe		C1195	£242						
High level stainless steel c/w flushpipe		C1196	£318	High level concealed plastic c/w lever kit for 114 wall		C1194	£97		
Low level concealed plastic c/w lever kit for 114 wall		C1193	£84	Low level concealed plastic c/w push button kit		C1200	£118		




Hospital Sinks with 38mm combined plastic waste and overflow assembly.

Double	1200x600	H3602	£673	Single		600x600	H3601	£467
--------	----------	--------------	------	--------	---	---------	--------------	------

Plaster Sink with 38mm standpipe strainer waste and pull-out basket with cover.

Plaster Sink SBSB	1200x600	H3301	£1,159	Plaster Sink SB		600x600	H3301	£1,102
-------------------	----------	--------------	--------	-----------------	---	---------	--------------	--------

Showers with 38mm plastic flush grated waste.

Floor Recessed Trays		760x760	S2201	£307	Cubicles		single	S2401	£2,767
		900x900	S2202	£349			double	S2402	£4,907
Floor Standing Trays		760x760	S2301	£583			Optional Extra Closed Top		triple
		900x900	S2302	£641	per cubicle	S2599			£166

Vanity Units with 32mm plastic wastes, stand and panelling.

One Bowl	500x500	V1291	£582	Four Bowl	2000x500	V1294	£1,500
Two bowl	1000x500	V1292	£888	Five Bowl	2500x500	V1295	£1,832
Three Bowl	1500x500	V1293	£1,170	Six Bowl	2875x500	V1296	£2,162

Vanity tops only, with 32mm plastic wastes.

One Bowl	500x500	V1291T	£364	Four Bowl	2000x500	V1294T	£1,170
Two Bowl	1000x500	V1292T	£634	Five Bowl	2500x500	V1295T	£1,446
Three Bowl	1500x500	V1293T	£878	Six Bowl	2875x500	V1296T	£1,722

Optional Extras



Leg Supports	per pair	L1799	£50				
--------------	----------	--------------	-----	--	--	--	--

Ice Sinks with 32mm plastic waste and plug.

Two Compartment c/w stand	400x500	I5801	£771	Single Inset c/w lid		350x350	I5901	£610
Three Compartment c/w stand	600x500	I5802	£856	Double Inset c/w 1 no. lid		660x350	I5902	£910
Four Compartment c/w stand	800x500	I5803	£962					

Optional Extras

Speed Rail	600x100	S0106	£116	Condiment Set			C0990	£176
	900x100	S0109	£132	Blender Shelf		600x150	B1560	£132
	1200x100	S0112	£139	Towel Rail		600x22 dia.	T2260	£69

Mini Sink Units with 38mm plastic combined waste & overflow assemblies, stand and undershelf. Maximum bowl size 400x340x200mm deep.											
Single Bowl, No Drainer	500x500	B6505	£456	Double Bowl, Single Drainer	1500x500	B6515	£857				
Single Bowl, Single Drainer	1000x500	B6510	£583	Double Bowl, Double Drainer	1800x500	B6518	£928				
Mini Sink tops only (sit-on or inset), with 38mm plastic combined waste & overflow assemblies. Maximum bowl size 400x340x200mm deep.											
Single Bowl, No Drainer	500x500	B6505T	£330	Double Bowl, Single Drainer	1500x500	B6515T	£692				
Single Bowl, Single Drainer	1000x500	B6510T	£493	Double Bowl, Double Drainer	1800x500	B6518T	£719				
Standard Sink Units with 38mm standpipe strainer waste, stand and undershelf. Maximum bowl size 610x460x300mm deep.											
Single Bowl, No Drainer	740x650	S6017	£618	Single Bowl, Double Drainer	1800x650	S6318	£886				
Double Bowl, No Drainer	1500x650	S6115	£1,018	Double Bowl, Single Drainer	1800x650	S6418	£1,170				
Single Bowl, Single Drainer	1000x650	S6210	£680	Double Bowl, Double Drainer	2400x650	S6424	£1,220				
	1200x650	S6212	£782		2400x650	S6524	£1,244				
	1500x650	S6215	£836		3000x650	S6530	£1,426				
	1800x650	S6218	£886		3500x650	S6535	£1,684				
Standard Sink tops only (sit-on or inset), with 38mm standpipe strainer waste. Maximum bowl size 610x460x300mm deep.											
Single Bowl, No Drainer	740x650	S6017T	£475	Single Bowl, Double Drainer	1800x650	S6318T	£657				
Double Bowl, No Drainer	1500x650	S6115T	£809	Double Bowl, Single Drainer	1800x650	S6418T	£924				
Single Bowl, Single Drainer	1000x650	S6210T	£525	Double Bowl, Double Drainer	2400x650	S6424T	£974				
	1200x650	S6212T	£611		2400x650	S6524T	£1,000				
	1500x650	S6215T	£632		3000x650	S6530T	£1,142				
	1800x650	S6218T	£657		3500x650	S6535T	£1,392				
Large Sink Units with 38mm standpipe strainer waste, stand and undershelf. Maximum bowl size 760x510x380mm deep.											
Single Bowl, No Drainer	900x700	S7017	£808	Single Bowl, Double Drainer	1800x700	S7318	£1,076				
Double Bowl, No Drainer	1800x700	S7115	£1,190	Double Bowl, Single Drainer	2400x700	S7324	£1,120				
Single Bowl, Single Drainer	1200x700	S7212	£972	Double Bowl, Double Drainer	2400x700	S7424	£1,602				
	1500x700	S7215	£1,026		3000x700	S7530	£1,808				
	1800x700	S7218	£1,076		3500x700	S7535	£2,066				
Large Sink tops only (sit-on or inset), with 38mm standpipe strainer waste. Maximum bowl size 760x510x380mm deep.											
Single Bowl, No Drainer	900x700	S7017T	£647	Single Bowl, Double Drainer	1800x700	S7318T	£777				
Double Bowl, No Drainer	1800x700	S7115T	£979	Double Bowl, Single Drainer	2400x700	S7324T	£869				
Single Bowl, Single Drainer	1200x700	S7212T	£772	Double Bowl, Double Drainer	2400x700	S7424T	£1,245				
	1500x700	S7215T	£802		3000x700	S7530T	£1,398				
	1800x700	S7218T	£818		3500x700	S7535T	£1,621				
Hot Rinse Sink Units with appropriate wastes, lid, stand and undershelf.											
Standard	2400x700	S6624	£3,783	Large	3300x700	S6633	£4,550				
Optional Extras for all Sink Units/Tops											
Cut Out		C6893	£57	End Upstand		U6897	£44				
Spares for all Sink Units/Tops											
Combination Sink Waste	38 dia.	W1131	£4								
Standpipe Strainer Waste 300 high	38 dia.	W1142	£50	Wall brackets (for Sink Tops)	per pair	SSLWB	£40				
Tables with stand & undershelf. Maximum width 700mm. Maximum length 2875mm.											
		Length	600	900	1200	1500	1800	2100	2400	2700	2875
Centre		T66	£338	£377	£405	£447	£471	£539	£562	£667	£739
Wall		T67	£357	£393	£422	£462	£488	£555	£581	£684	£756
Worktop only		T68	£253	£280	£300	£331	£350	£401	£418	£496	£547
Optional Extras											
Additional Strengthening		S6892	£34								
Drawer		D6894	£176	Additional Undershelf	per metre	D6898	£109				
Drawer with Lock		D6895	£237	Cut Out		C6893	£57				
4 Castors (2 braked)	standard duty	C5599	£92	Mitred Corner		C8390	£57				
4 Castors (2 braked)	heavy duty	C5597	£151	End Upstand		U6897	£44				
Wall Shelves with brackets. Maximum length 2875mm.											
		Length	600	900	1200	1500	1800	2100	2400	2700	2875
300 Wide		W75	£117	£156	£183	£216	£243	£270	£285	£309	£327
Microwave Shelf with brackets											
	600x600	M0166	£228	Microwave Brackets	per pair	M0199	£77				
Cupboards											
		Length	600	900	1200	1500	1800	2100	2400		
Floor (maximum width 700)	ambient	C70	£578	£618	£674	£750	£872	£986	£1,144		
	with sliding or hinged doors	C71	£880	£922	£948	£1,132	£1,314	£1,478	£1,700		
Wall (maximum width 300)	ambient	C72	£370	£390	£474	£544					
	with sliding or hinged doors	C73	£586	£646	£758	£878					
Under-Sink (maximum width 700)	ambient	C74	£500	£514	£554	£606	£712	£806	£924		
	with sliding or hinged doors	C75	£802	£818	£828	£988	£1,150	£1,300	£1,510		
Optional Extra											
Hinged Door Lock		L7499	£57	4 Castors (2 braked)	standard duty	C5599	£92				
Additional Shelf	per metre	D6898	£109	4 Castors (2 braked)	heavy duty	C5597	£151				
Wall Cladding/Splashback											
Stainless Steel Sheet	430/304 grade	per sq. m	S4488	£95	Stainless Steel Angle	50x50	per metre	S4410	£20		
Taps											
Cross Head BS5412	1/2" Basin	per pair	T8901	£25	Quarter-turn 75mm Lever	Basin	per pair	T9201	£40		
	1/2" Bib	per pair	T8902	£23		Sink	per pair	T9202	£46		
	1/2" Sink	per pair	T8903	£27		Sink Deck Mixer		T9203	£72		
Cross Head BS1010	3/4" Sink	per pair	T8905	£164		Bib	per pair	T9204	£28		
Standard BS5412	1/2" Basin	per pair	T9011	£22	Quarter-turn 150mm Lever	Basin	per pair	T9211	£66		
	1/2" Sink	per pair	T9012	£27		Sink	per pair	T9212	£72		
	1/2" Sink Deck Mixer		T9013	£50		Sink Deck Mixer		T9213	£98		
	1/2" Sink Mono. Mixer		T9014	£50		Bib	per pair	T9214	£54		
Non-concussive	Basin	per pair	T9101	£82	Wallplate elbow CP compression	15x1/2" FI		E2615	£8		
	Bib	per pair	T9103	£70	Taphole Stopper	CP on plastic		T9501	£1		
						stainless steel		T9502	£4		